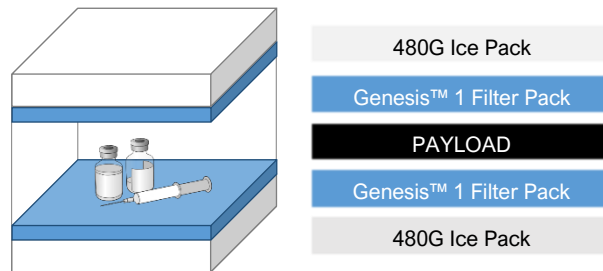


Pharmapac-Genesis™ 1

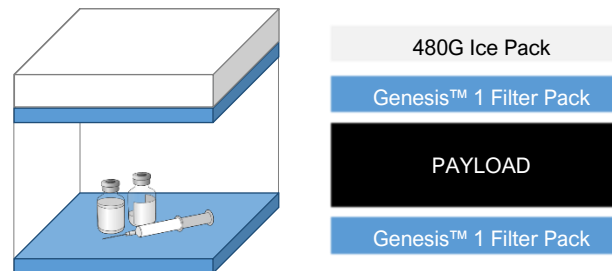
Conditioning & Packing Guide

Seasonal Configurations

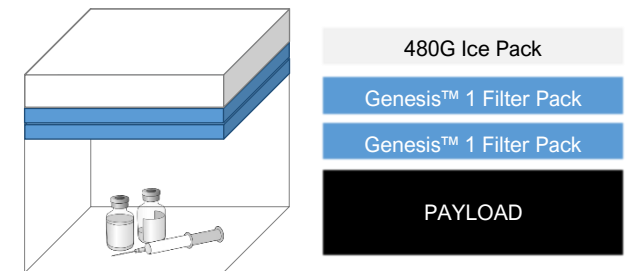
Summer



Spring/Autumn



Winter



Conditioning Guide

Ice Packs

-18°C | Min. 24 Hours

Summer Configuration Only
Allow 5 minutes of bench time

All Other Configurations
Pack immediately

Filter Packs

5°C | Min. 24 Hours

All Configurations
Pack immediately

General Notes



Select appropriate configuration based on anticipated conditions.



Practice safe handling of frozen ice packs – avoid dropping, wear PPE.



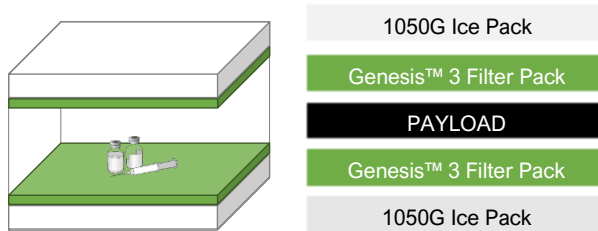
Ensure lid fully closed, secure with tape and ship ASAP after packing.

Pharmapac-Genesis™ 3

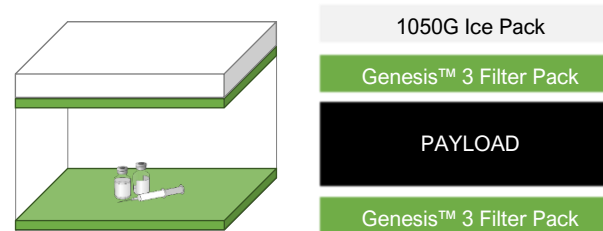
Conditioning & Packing Guide

Seasonal Configurations

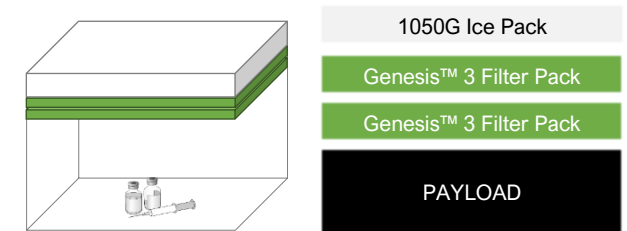
Summer



Spring/Autumn



Winter



Conditioning Guide

Ice Packs

-18°C | Min. 24 Hours

Summer Configuration Only

Allow 5 minutes of bench time

All Other Configurations

Pack immediately

Filter Packs

5°C | Min. 24 Hours

All Configurations

Pack immediately

General Notes



Select appropriate configuration based on anticipated conditions.



Practice safe handling of frozen ice packs – avoid dropping, wear PPE.



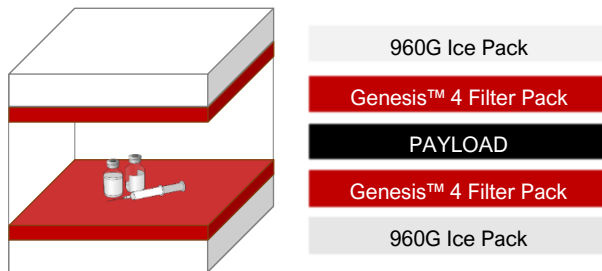
Ensure lid fully closed, secure with tape and ship ASAP after packing.

Pharmapac-Genesis™ 4

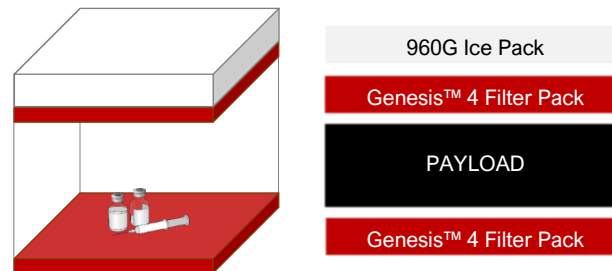
Conditioning & Packing Guide

Seasonal Configurations

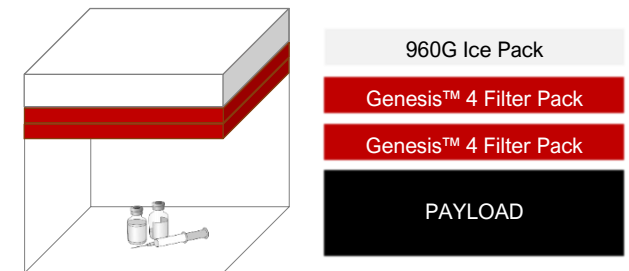
Summer



Spring/Autumn



Winter



Conditioning Guide

Ice Packs

-18°C | Min. 24 Hours

Summer Configuration Only
Allow 5 minutes of bench time

All Other Configurations
Pack immediately

Filter Packs

5°C | Min. 24 Hours

All Configurations
Pack immediately

General Notes



Select appropriate configuration based on anticipated conditions.



Practice safe handling of frozen ice packs – avoid dropping, wear PPE.



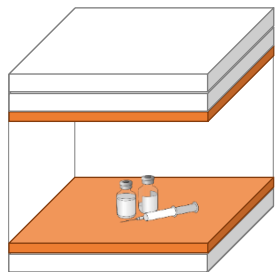
Ensure lid fully closed, secure with tape and ship ASAP after packing.

Pharmapac-Genesis™ 4D

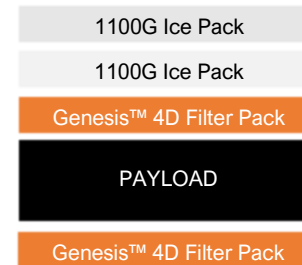
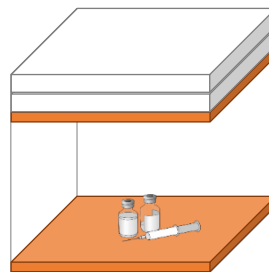
Conditioning & Packing Guide

Seasonal Configurations

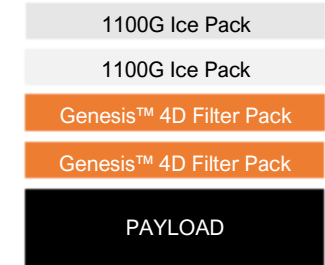
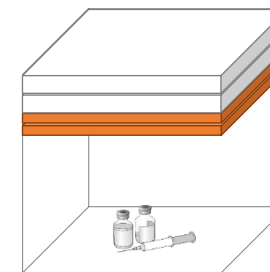
Summer



Spring/Autumn



Winter



Conditioning Guide

Ice Packs

-18°C | Min. 24 Hours

Summer Configuration Only
Allow 5 minutes of bench time

All Other Configurations
Pack immediately

Filter Packs

5°C | Min. 24 Hours

All Configurations
Pack immediately

General Notes



Select appropriate configuration based on anticipated conditions.



Practice safe handling of frozen ice packs – avoid dropping, wear PPE.



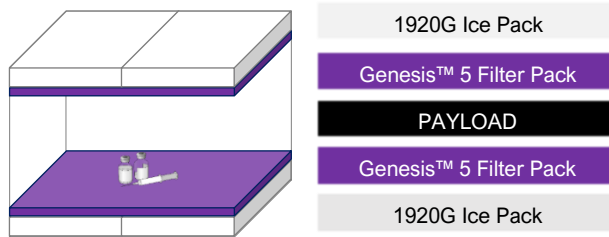
Ensure lid fully closed, secure with tape and ship ASAP after packing.

Pharmapac-Genesis™ 5

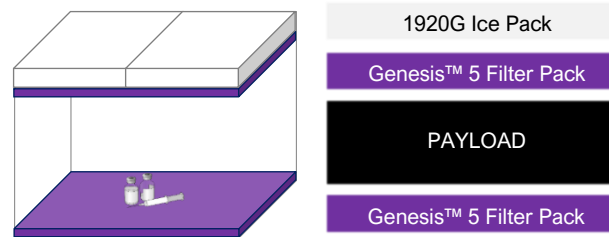
Conditioning & Packing Guide

Seasonal Configurations

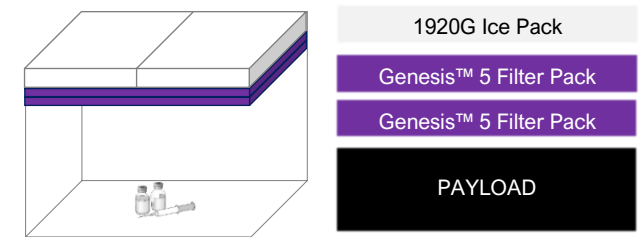
Summer



Spring/Autumn



Winter



Conditioning Guide

Ice Packs

-18°C | Min. 36 Hours

Summer Configuration Only

Allow 5 minutes of bench time

All Other Configurations

Pack immediately

Filter Packs

5°C | Min. 24 Hours

All Configurations

Pack immediately

General Notes



Select appropriate configuration based on anticipated conditions.



Practice safe handling of frozen ice packs – avoid dropping, wear PPE.



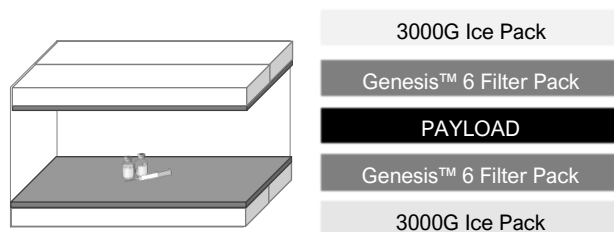
Ensure lid fully closed, secure with tape and ship ASAP after packing.

Pharmapac-Genesis™ 6

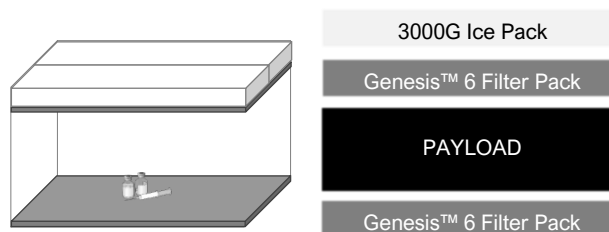
Conditioning & Packing Guide

Seasonal Configurations

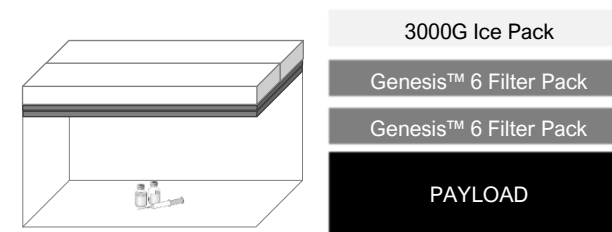
Summer



Spring/Autumn



Winter



Conditioning Guide

Ice Packs

-18°C | Min. 36 Hours

Summer Configuration Only

Allow 5 minutes of bench time

All Other Configurations

Pack immediately

Filter Packs

5°C | Min. 24 Hours

All Configurations

Pack immediately

General Notes



Select appropriate configuration based on anticipated conditions.



Practice safe handling of frozen ice packs – avoid dropping, wear PPE.



Ensure lid fully closed, secure with tape and ship ASAP after packing.